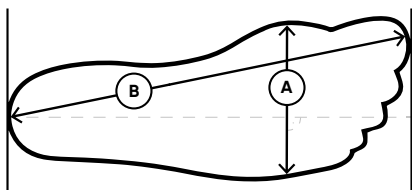
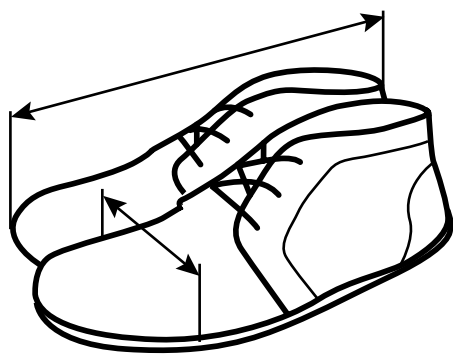
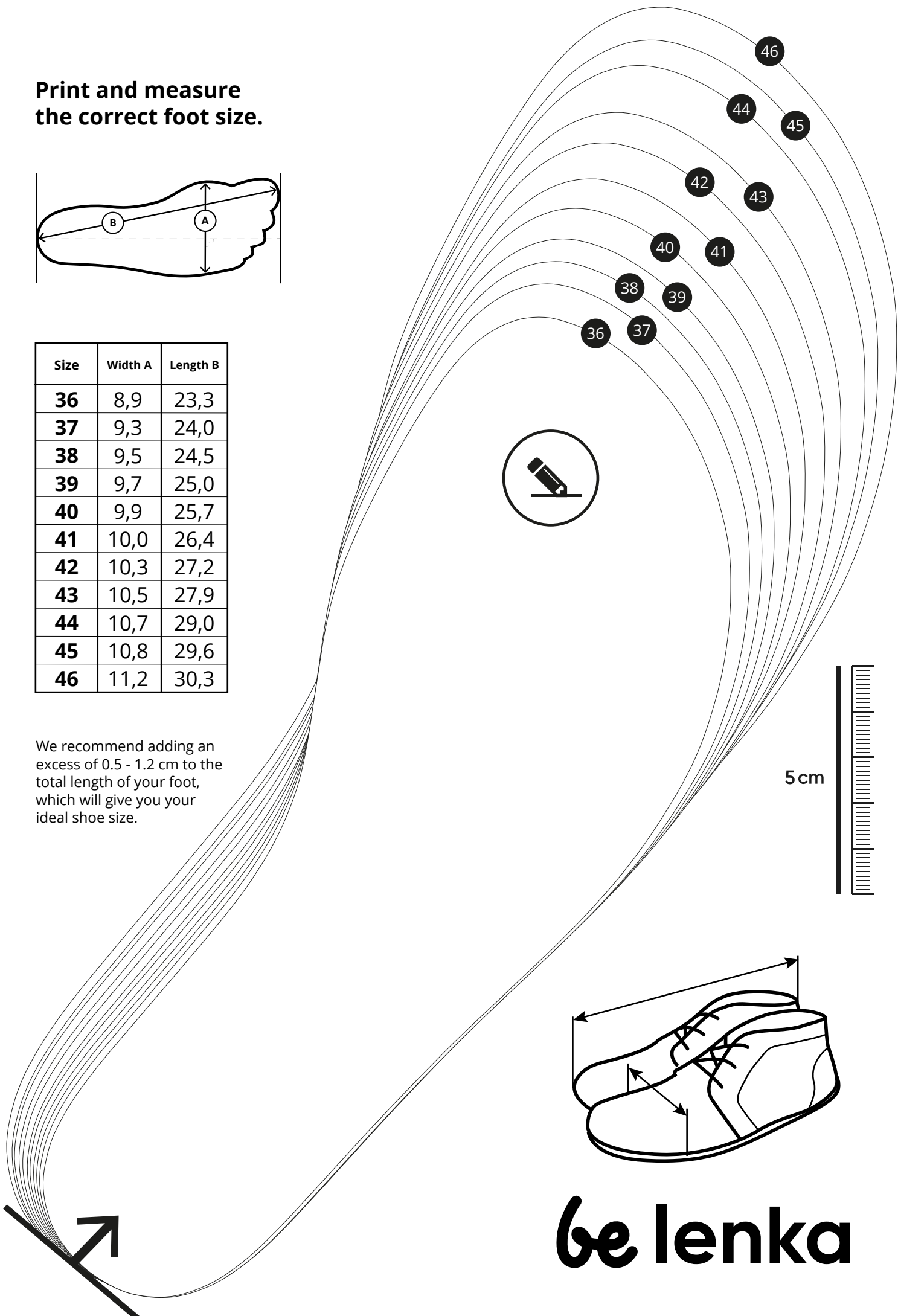


**Print and measure
the correct foot size.**



| Size | Width A | Length B |
|-----------|---------|----------|
| 36 | 8,9 | 23,3 |
| 37 | 9,3 | 24,0 |
| 38 | 9,5 | 24,5 |
| 39 | 9,7 | 25,0 |
| 40 | 9,9 | 25,7 |
| 41 | 10,0 | 26,4 |
| 42 | 10,3 | 27,2 |
| 43 | 10,5 | 27,9 |
| 44 | 10,7 | 29,0 |
| 45 | 10,8 | 29,6 |
| 46 | 11,2 | 30,3 |

We recommend adding an excess of 0.5 - 1.2 cm to the total length of your foot, which will give you your ideal shoe size.



be lenka